

Sanitary partition wall type EF-3 ALTUS

Sandwich elements with solid grade laminate surface

schäfer[®]
Trennwandsysteme



Stylish and elegant partitioning.



BEFORE WE
EXPECT TRUST FROM
OUR CUSTOMERS,
WE PROVIDE EVIDENCE
that's us!

ENVIRONMENT & SUSTAINABILITY

that's us!

Sustainable management and careful use of resources are a matter of course for us and part of our corporate philosophy. This basic idea is consistently integrated and lived in our work processes. We are proud to be the first certified manufacturer of partition systems and lockers in Germany to operate according to the FSC™ and PEFC guidelines.

PEFC - registered

We pay attention to a sustainable supply chain in which our products are procured under ecological, economic and socially just aspects.

FSC™ - certified

As the first certified manufacturer in the area of partition systems and lockers in Germany, we make an active contribution to the protection of our earth with this future-oriented procurement method. We supply almost our entire range from sustainable wood in accordance with the specifications of the FSC™.



On request
the products are
available with
FSC™ certification

TÜV NORD GS TESTED SAFETY

that's us!

Tested and certified by TÜV NORD these products meet the requirements of the Product Safety Act ProdSG § 21
Registration No. 44 329 14148801.



MADE IN GERMANY

that's us!

Our products are manufactured for you at the company site in Horhausen, Rhineland-Palatinate. This is the only way we can guarantee the high quality standards we set for our products.



PREQUALIFIED

that's us!

We are registered in the list of prequalified construction companies with the number 010.049740, proving that we are qualified for the products and services we offer.



INNOVATIVE & DESIGN-ORIENTED

that's us!

With our design-oriented and innovative products, we convince not only our customers, but also national and international committees.



reddot winner 2021





Room high creates privacy!

With room-high WC partitions you can give your customers, guests, or employees their own private area in public and semi-public WC rooms. The ceiling-high construction of the EF-3 ALTUS WC partition wall is not only a design element but also part of the room design. Doors, side, and dividing walls are closed from floor to ceiling. The background noise is minimised, and a private area is created for the users, which guarantees maximum privacy.



BLACKLINE

BLACKLINE. Uncompromisingly black.

A very special design variant of the EF-3 ALTUS cubicle type: the BLACKLINE.

All BLACKLINE profiles and fittings are in elegant black to match the black tile surfaces. This combination creates a special look that gives the sanitary area an exclusive and high-quality ambience.

Accessories for type EF-3 ALTUS BLACKLINE


All profiles and fittings in the BLACKLINE design series are in elegant black to match the black panel surfaces.



BLACKLINE
aluminium one-hand door knob INSAFE
with clearly visible free-occupied indicator



BLACKLINE
stainless steel door handle
with free-occupied locking device and emergency
opening slot on the outside of the cubicle



BLACKLINE
aluminium door buffer,
invisible fixation
Schäfer AL7015S



BLACKLINE
aluminium hook
Schäfer AL7011S



BLACKLINE
aluminium hinge
with self-closing function



BLACKLINE



Interesting facts about EF-3 ALTUS

WC partition walls made of 36 mm thick sandwich elements with HPL surface

- Room-high WC partition wall for maximum privacy
- Doors, side, and dividing walls are closed from floor to ceiling
- Cheaper and faster than conventional drywall
- Flush front
- No visible hardware solutions
- Easy maintenance and effective cleaning
- Fully waterproof construction
- Suitable for wet and dry areas
- Large variety of decors and colours
- Customised motif prints are possible
- System will be produced acc. to the building site dimension

(2)

Privacy screens

- Wall hanging construction
- Made of enamelled safety glass (ESG-H)
- Mounting by means of discreet aluminium or stainless steel brackets
- Hygienic and easy to clean
- Waterproof
- Easy floor cleaning due to the construction
- Colour selection according to RAL colour chart
- Motif prints optionally possible
- Privacy screens will be produced acc. to the building site dimension





Special solution with sanitary partition wall EF-3 ALTUS



(1)

- Due to customised production, every room situation is used in the best way
- Individual colour selection and a variety of decors create a harmonious ambience
- Doors, side and partition walls are closed from floor-to-ceiling
- Maximum noise and privacy protection guaranteed

(2)

- Individual privacy screens can be manufactured in a design and colour to match the entire toilet system





(1)

Handrail for toilet partition type EF-3 ALTUS

- Matt, natural anodised
- Very easy to clean
- Integrated Free/engaged indicator (4)
- Emergency opening located below – allows the locked door to be opened from the outside (5)
- Optional available with LED
- Optional energy-saving LED strip shows the locking status clearly visible
- Very good grip, because of the body-friendly shape

Possible Variation:

(1)

- Handrail adapted to the door length, always until the top edge of the door
- Optional available: in combination with a LED strip

(2)

- Handrail 55 x 1.150 mm
- Optional available: in combination with a LED strip

(3)

- Handrail 55 x 500 mm
- Optional available: in combination with a LED strip



(2)



(3)





(1)

(1)

Privacy screens made of glass

- Wall hanging construction
- Made of enamelled safety glass (ESG-H)
- Mounting by means of discreet aluminium or stainless steel brackets
- Hygienic and easy to clean
- Waterproof
- Easy floor cleaning due to the construction
- Colour selection according to RAL colour chart
- Motif prints optionally possible
- Privacy screens will be produced acc. to the building site dimension

(2)

Privacy screens type EF-3

- Wall-hanging privacy screens
- Made of 36 mm thick sandwich elements with HPL surface
- Easy to clean and maintain
- Installed with durable aluminium holders
- Reinigungsfreundlich und pflegeleicht
- Wide range of colours available
- Motif prints are optionally available
- Privacy screens will be produced acc. to the building site dimension



(2)


(3)

Privacy screens type SV30

- Wall-mounted privacy screens
- Made of 30 mm thick chipboard
- ABS strips and panels in the same colour
- Installed with durable aluminium holders
- Wall-mounted structures without bottom support feet are particularly hygienic, since floor cleaning can then be faster and more efficient
- Wide range of colours available
- Motif prints are optionally available
- Privacy screens will be produced acc. to the building site dimension



(3)



(4)

(4)

Privacy screens type VK13


- Wall-mounted privacy screens
- Made of 13 mm solid grade laminate
- Revolving edge is always black
- Installed with durable aluminium holders
- Waterproof
- Wall-mounted structures without bottom support feet are particularly hygienic, since floor cleaning can then be faster and more efficient
- Wide range of colours available
- Motif prints are optionally available
- Privacy screens will be produced acc. to the building site dimension

Features type EF-3 ALTUS

Hinges:



- Anodised aluminium rising hinge with high-performance polymer
- Treads guarantee absolute freedom from maintenance and a silence, self-closing of the door
- The hinges can optionally be fitted with a soft-close function



- Optional available: hinges located in the door rebate which ensure a complete flush front wall
- Optional available: internal tube door closer for a self-closing function of the door

Variation of accessories type EF-3 ALTUS

Hardware:



Aluminium
door handle
Schäfer AL7050



Stainless steel
door handle
Schäfer ES6050



Nylon
one hand door knob



Stainless steel
one hand door knob



Aluminium
one hand door knob
INSAFE




Aluminium
push handle SLIDESAFE

[To the handrail configuration online tool >](#)


[To the push handle SLIDESAFE >](#)

[To the one hand door knob INSAFE >](#)

[To the sanitary accessories >](#)




Aluminium handrail
55 x 500 mm
Schäfer ALGS1




Aluminium handrail
with LED strip
55 x 500 mm
Schäfer ALGS1 LED




Aluminium handrail
55 x 1.150 mm
Schäfer ALGS2



Aluminium handrail
with LED strip
55 x 1.150 mm
Schäfer ALGS2 LED



Aluminium handrail,
adapted to the door
length, always until the
top edge of the door
Schäfer ALGSV



Aluminium handrail with
LED strip, adapted to the
door length, always until
the top edge of the door
Schäfer ALGSV LED

Buffer and hooks:



Aluminium buffer
Schäfer AL7015



Stainless steel buffer
Schäfer ES6015



Nylon buffer
Schäfer N8015



Aluminium hook
Schäfer AL7011



Stainless steel hook
Schäfer ES6011




Nylon hook
Schäfer N8010

Colours type EF-3 ALTUS

Panels:



2001
Weiß



2002
Silbergrau



2010
Aluminiumgrau



2004
Anthrazit



2009
Schwarz
(only for BLACKLINE)



2006
Limonengrün




2007
Atlantik




2008
Pflaume

Profiles:



E6/EV1
Eloxiert

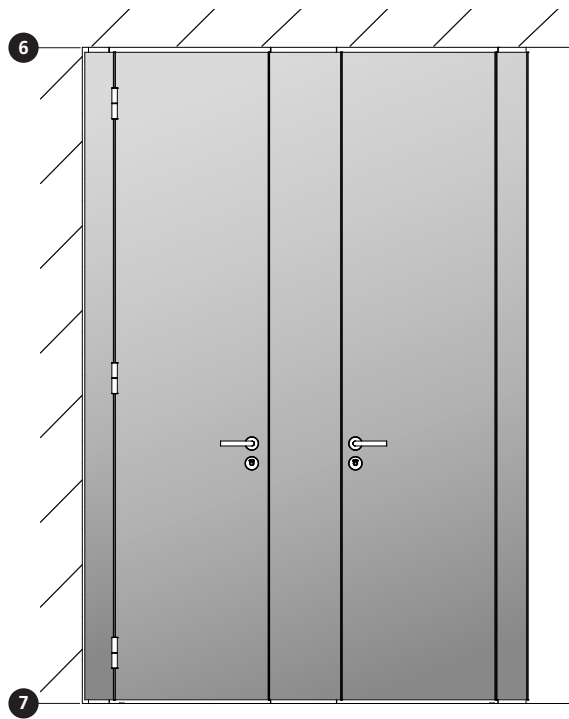
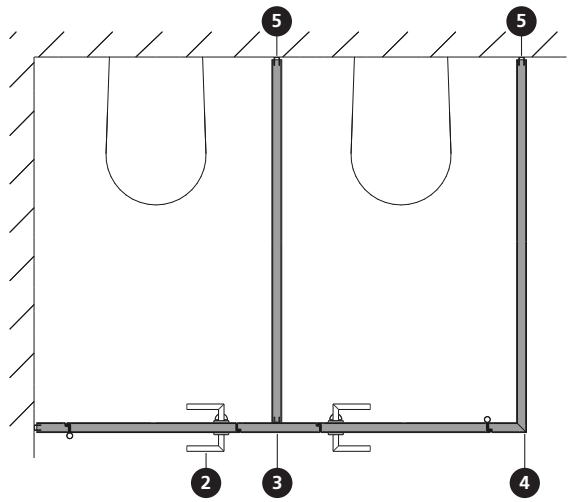


C35
Schwarz eloxiert
(only for BLACKLINE)

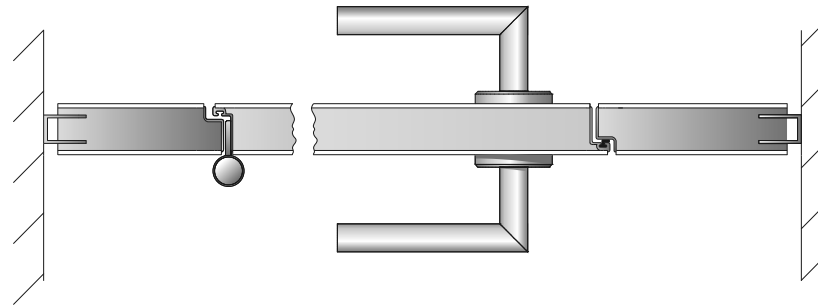
Special colours for panels, wall-connection profiles in all RAL colours and special accessories are available upon request. Ask us!

There may be a difference between printed colours and real colours.

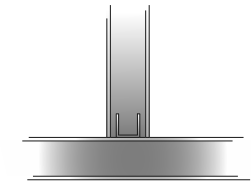
Technical design of cubicle system type EF-3 ALTUS



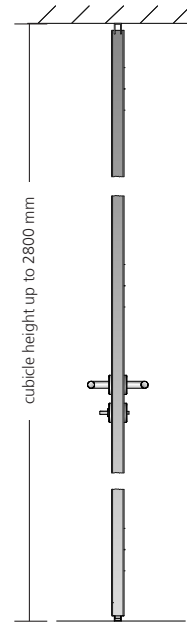
2 Cubicle front section with door handle



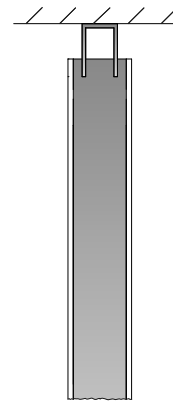
3 Front to partition wall connection



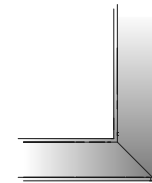
Front height section



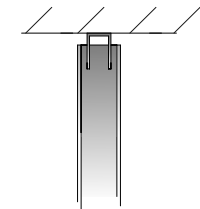
6 Ceiling connection



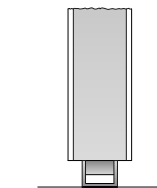
4 Corner connection



5 Wall connection with an U-profile as a shadow gap



7 Floor connection



We reserve the right to make technical alterations.

